




# Light Efficient Design



Featuring

**LED** for **HID**  
RETROFIT



Powering the Switch to LED

Light Efficient Design is transforming light with the highest quality products and the broadest LED retrofit product line on the market today. Our ‘Bypass the Ballast’ retrofit designs power you to energy-smart, LED lighting solutions. Make the switch to LED technology with Light Efficient Design’s easy, cost-effective retrofit solutions.



## Light Efficient Design

**Retrofit = Immediate Energy Savings!**



Introduction to LED Retrofit.....	3
The Anatomy of our LED Retrofits .....	4
Low Bay .....	5
High Bay.....	6
High Bay w/External Driver.....	7
Recessed Can.....	8
Recessed Can w/External Driver.....	9
Shoe Box / Wall Pack.....	10-11
Post Top .....	12
Post Top w/External Driver .....	13
Bollard.....	14
PL .....	15
SOX.....	15
Contact Information .....	16



## Sample Program

Try our LED retrofits in your project with no risk. Sample quantities are available with 60-day terms, and can be returned in original cartons within 60 days. No restocking fee, no questions asked. That’s our “tryout before rollout” guarantee!

# Powering the Switch to LED



## Light Efficient Design

- Over 60 models available
- Replaces up to 1000W HID
- PL retrofits
- CE certified
- Suitable for enclosed fittings
- UMSUG certification on selected models
- 50,000 hour rated life
- 5 year warranty
- Local UK Warehouse

Our patented designs and innovative technology bring you an assortment of products to suit any retrofit project.

- ▶ A quick return on your investment!
- ▶ -40°C to +50°C ambient temperature range with advanced active cooling
- ▶ Design and utility patents (pending)
- ▶ CCT from 2700K to 5700K, custom CCT available
- ▶ See price list for regular stocked items




### #1 It's Budget-Friendly

Unlike total fitting replacement, you can retrofit in budget-manageable phases, while achieving energy and maintenance savings.

### #3 It's Easy

Installation is simple—with our convenient retrofits, you simply bypass the ballast and screw them in.

## WHY RETROFIT?



### It Looks Great! #2

While keeping your existing fitting styles consistent, our retrofits provide high CRI and your choice of Kelvin temperatures.

### It's Upgradeable #4

Technological advances allow us to offer more efficient, high-powered LEDs at a lower cost. Easy upgrades and installation prevents you from being stuck with outdated fittings.


### #5 It's Accredited



# LED for HID RETROFIT



## THE ANATOMY OF OUR LED RETROFIT



LED-8038 and LED-8039 are fanless

  
**Light Efficient Design**

# LOW BAY RETROFITS

Perfect retrofit for parking garages



Our low profile design is useful in low bays where substantial light pool is desired on the ground.

Bright LED light provides a safe, well lit, security camera-conductive environment.



**60W**  
**LED-8035\***

Replaces up to 175W

*E27 base*

Uplight provides ceiling illumination and eliminates cave effect

**52W**  
**LED-8025\***

Replaces up to 175W

*E27 base*



**52W**  
**LED-8025\***

Replaces up to 175W

*E40 base*




Parking garages realise fast ROI due to 24/7 operation.

DESCRIPTION		LUMENS	POWER USED	REPLACES	BASE	CCT	CE	DIMENSIONS (CM)
<b>LED-8025 52W</b> LOW BAY LIGHTING	LED-8025-CW-E27	5498	52W	175W	E27	4200K	✓	15.49 x 19.81
	LED-8025-DL-E27	5773	52W	175W	E27	5700K	✓	15.49 x 19.81
<b>LED-8025 52W</b> LOW BAY LIGHTING	LED-8025-CW-E40	5498	52W	175W	E40	4200K	✓	16.76 x 19.81
	LED-8025-DL-E40	5773	52W	175W	E40	5700K	✓	16.76 x 19.81
<b>LED-8035 60W</b> LOW BAY w/ UP-LIGHTING	LED-8035-CW-E27	6684	60W	175W	E27	4200K	✓	15.49 x 19.81
	LED-8035-DL-E27	7062	60W	175W	E27	5700K	✓	15.49 x 19.81

\* Design Patent 29/415,685  
Utility Patent Pending 13/645,209

\* Design Patent 29/461,332  
Utility Patent Pending 14/035,504

VOLTAGE:  120-277VAC • >80 CRI • 50,000 HOUR RATED LIFE • 5 YEAR WARRANTY



A simple upgrade to your existing high bay fittings that can be done today!



## HIGH BAY RETROFITS

Ideal for use in:

- Large retail spaces
- Industrial spaces
- Auditoriums
- Gymnasiums
- Warehouses
- Factories

### Retrofits into most popular high bay fittings



**100W**  
**LED-8036**

Replaces up to 250W

*E40 base*



**140W**  
**LED-8030**

Replaces up to 400W

*E40 base*

**Aims light upward,  
sideways, and down**



**140W**  
**LED-8032**

Replaces up to 400W

*E40 base*

**Total downlight  
for ultra-high ceilings**

\* Design Patent  
D723,194

\* Design Patent  
29/519,210

DESCRIPTION		LUMENS	POWER USED	REPLACES	BASE	CCT	CE	DIMENSIONS (CM)
<b>LED-8036</b> <b>100W</b> HIGH BAY LIGHTING	LED-8036-CW-E40-A	10656	100W	250W	E40	4000K	✓	19.68 x 20.06
	LED-8036-DL-E40-A	10798	100W	250W	E40	5700K	✓	19.68 x 20.06
<b>LED-8030</b> <b>140W</b> HIGH BAY LIGHTING	LED-8030-CW-E40-A	15763	140W	400W	E40	4000K	✓	24.13 x 23.11
	LED-8030-DL-E40-A	15911	140W	400W	E40	5700K	✓	24.13 x 23.11
<b>LED-8032</b> <b>140W</b> HIGH BAY LIGHTING	LED-8032-CW-E40-A	16407	140W	400W	E40	4000K	✓	24.13 x 23.11
	LED-8032-DL-E40-A	16605	140W	400W	E40	5700K	✓	24.13 x 23.11
<b>LED-8034</b> <b>150W</b> HIGH BAY LIGHTING	LED-8034-DL-E40	19344	150W	400W	E40	5000K	✓	25.40 x 25.40
<b>LED-8050</b> <b>300W</b> HIGH BAY LIGHTING	LED-8050-DL-E40	34153	300W	1000W	E40	5000K	✓	31.75 x 31.75

VOLTAGE:  120-277VAC • >80 CRI • 50,000 HOUR RATED LIFE • 5 YEAR WARRANTY

# HIGH BAY RETROFITS with External Driver



## Dimmable 3 Ways!

- ▶ 0-10V DC dimming
- ▶ PWM (Pulse Width Modulation)
- ▶ Resistive

Silent operation means less disturbance in your environment



## 150W LED-8034



Replaces up to 400W  
*E40 base*



## 300W LED-8050

Replaces up to 1000W  
*E40 base*



ROI EXAMPLE	
LED	HID
150W	400W + 400W + 400W + 400W
	
Cost to Operate: £.15 per KWh / 50K Hours	
<b>£550</b>	<b>£1,650</b>
<b>£1,100 SAVINGS!</b>	

# RECESSED CAN RETROFITS

For use in 15.24cm (or larger) recessed fittings



**30W**  
**LED-8055CW\***  
Replaces up to 100W  
**120° beam angle**  
**E27 base**




**30W**  
**LED-8055DL\***  
Replaces up to 100W  
**120° beam angle**  
**E40 base**

\* Design Patent  
29/519,167

DESCRIPTION		LUMENS	POWER USED	REPLACES	BASE	CCT	CE	DIMENSIONS (CM)
<b>LED-8055</b> <b>30W</b> HI-POWER RECESSED CAN	LED-8055-WW-E27	2537	30W	100W	E27	2700K	✓	15.24 x 11.94
	LED-8055-CW-E27	2841	30W	100W	E27	4200K	✓	15.24 x 11.94
	LED-8055-DL-E27	2885	30W	100W	E27	5700K	✓	15.24 x 11.94
<b>LED-8055</b> <b>30W</b> HI-POWER RECESSED CAN	LED-8055-WW-E40	2537	30W	100W	E40	2700K	✓	17.25 x 11.94
	LED-8055-CW-E40	2841	30W	100W	E40	4200K	✓	17.25 x 11.94
	LED-8055-DL-E40	2885	30W	100W	E40	5700K	✓	17.25 x 11.94
<b>LED-8045</b> <b>50W</b> HI-POWER RECESSED CAN	LED-8045-WW-E40	3506	50W	175W	E40	2700K	✓	18.03 x 11.94
	LED-8045-CW-E40	4341	50W	175W	E40	4200K	✓	18.03 x 11.94
	LED-8045-DL-E40	4886	50W	175W	E40	5000K	✓	18.03 x 11.94
<b>LED-8081</b> <b>30W</b> RECESSED CAN w/External Driver DIMMABLE	LED-8081-NW-E27	2927	30W	100W	E27	2700K	✓	20.95 x 12.7
	LED-8081-CW-E27	3509	30W	100W	E27	4200K	✓	20.95 x 12.7
	LED-8081-DL-E27	3567	30W	100W	E27	5700K	✓	20.95 x 12.7
<b>LED-8082</b> <b>45W</b> RECESSED CAN w/External Driver DIMMABLE	LED-8082-NW-E40	3985	45W	175W	E40	2700K	✓	21.95 x 12.45
	LED-8082-CW-E40	5010	45W	175W	E40	4000K	✓	21.95 x 12.45
	LED-8082-DL-E40	5229	45W	175W	E40	5700K	✓	21.95 x 12.45

VOLTAGE: 120-277VAC • >80 CRI • 50,000 HOUR RATED LIFE • 5 YEAR WARRANTY





**50W**

**LED-8045**

Replaces up to 175W

*45° beam angle*

*E40 base*



*Penetrating light—  
optimal for high ceilings!*

## RECESSED CAN RETROFITS with External Driver

**30W**

**LED-8081**

Replaces up to 100W

*120° beam angle*

*Dimmable*

*E27 base*



**45W**

**LED-8082**

Replaces up to 175W

*120° beam angle*

*Dimmable*

*E40 base*



### Dimmable 3 Ways!

- ▶ 0-10V DC dimming
- ▶ PWM (Pulse Width Modulation)
- ▶ Resistive



Silent operation means less  
disturbance in your environment

# SHOE BOX/WALL PACK RETROFITS

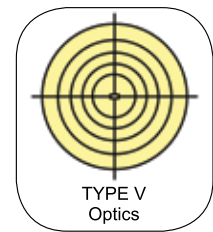
**80W**  
**LED-8089**  
Replaces up to 250W  
**E40 base**



Includes support feet to prevent socket sag



**120W**  
**LED-8090**  
Replaces up to 400W  
**E40 base**



DESCRIPTION		LUMENS	POWER USED	REPLACES	BASE	CCT	CE	DIMENSIONS (CM)
<b>LED-8087 30W</b> SHOE BOX / WALL PACK <i>Type V Optics</i>	LED-8087-CW-E27-A	4171	30W	100W	E27	4000K	✓	15.24 x 6.98
	LED-8087-DL-E27-A	4225	30W	100W	E27	5700K	✓	15.24 x 6.98
<b>LED-8087 30W</b> SHOE BOX / WALL PACK <i>Type V Optics</i>	LED-8087-CW-E40-A	4171	30W	100W	E40	4000K	✓	17.02 x 6.98
	LED-8087-DL-E40-A	4225	30W	100W	E40	5700K	✓	17.02 x 6.98
<b>LED-8088 50W</b> SHOE BOX / WALL PACK <i>Type V Optics</i>	LED-8088-CW-E27	5946	50W	175W	E27	4000K	✓	20.06 x 9.52
	LED-8088-DL-E27	5826	50W	175W	E27	5700K	✓	20.06 x 9.52
<b>LED-8088 50W</b> SHOE BOX / WALL PACK <i>Type V Optics</i>	LED-8088-CW-E40	5946	50W	175W	E40	4000K	✓	21.59 x 9.52
	LED-8088-DL-E40	5870	50W	175W	E40	5700K	✓	21.59 x 9.52
<b>LED-8089 80W</b> SHOE BOX / WALL PACK <i>Type V Optics</i>	LED-8089-CW-E40	8959	80W	250W	E40	4000K	✓	28.95 x 10.92
	LED-8089-DL-E40	9104	80W	250W	E40	5000K	✓	28.95 x 10.92
<b>LED-8090 120W</b> SHOE BOX / WALL PACK <i>Type V Optics</i>	LED-8090-CW-E40-A	13312	120W	400W	E40	4000K	✓	28.95 x 10.92
	LED-8090-DL-E40-A	13373	120W	400W	E40	5000K	✓	28.95 x 10.92

VOLTAGE: 120-277VAC • >80 CRI • 50,000 HOUR RATED LIFE • 5 YEAR WARRANTY

\* Utility Patent Pending  
14/710,301

# SHOE BOX/WALL PACK RETROFITS

## Innovative NEW Designs!

Pinpoint directional light so no lumens are lost in the box.

All models rotate easily once secured tightly in sockets.

Choice of base sizes and compact designs fit almost any shoe box or wall pack application.



**30W**  
**LED-8087**  
Replaces up to 100W

*E27 or E40 base*



**50W**  
**LED-8088**  
Replaces up to 175W

*E27 base*



**50W**  
**LED-8088**  
Replaces up to 175W

*E40 base*



# POST TOP RETROFITS



**LED** for **HID**  
RETROFIT

Ask about our metal halide ballast compatible models



**35W**  
**LED-8033**  
Replaces up to 175W  
**E27 base**



**45W**  
**LED-8024**  
Replaces up to 175W  
**E27 base**



**45W**  
**LED-8024**  
Replaces up to 175W  
**E40 base**



**65W**  
**LED-8046**  
Replaces up to 250W  
**E40 base**

**ROI EXAMPLE**

<b>LED</b>	<b>vs.</b>	<b>HID</b>
45W		175W + 175W + 175W + 175W
Cost to Operate: £.15 per kWh / 50K Hours		
<b>£165</b>		<b>£733</b>
<b>£567 SAVINGS!</b>		



**100W**  
**LED-8027**  
Replaces up to 400W  
**E40 base**

## POST TOP RETROFITS with External Driver



### Dimmable 3 Ways!

- ▶ 0-10V DC dimming
- ▶ PWM (Pulse Width Modulation)
- ▶ Resistive

Perfect for Street Lighting



**30W**  
**LED-8083**  
Replaces up to 100W  
**E27 base**



Unique and innovative shape mimics that of traditional HID lamps



**45W**  
**LED-8084**  
Replaces up to 175W  
**E40 base**



**60W**  
**LED-8085**  
Replaces up to 250W  
**E40 base**



External driver can be mounted up to 20 meters from the lamp

# 8 Models to Choose From!



Maintain your current fitting style with an energy efficient, easy retrofit!

**UMSUG**  
certified  
40 0039 0002 100

**UMSUG**  
certified  
40 0046 0000 100

DESCRIPTION		LUMENS	POWER USED	REPLACES	BASE	CCT	CE	DIMENSIONS (CM)
<b>LED-8033</b> 35W POST TOP SITE LIGHTING	LED-8033-NW-E27	4239	35W	175W	E27	3000K	✓	21.08 x 8.38
	LED-8033-CW-E27	5468	35W	175W	E27	4000K	✓	21.08 x 8.38
	LED-8033-DL-E27	5617	35W	175W	E27	5700K	✓	21.08 x 8.38
<b>LED-8024</b> 45W POST TOP SITE LIGHTING	LED-8024-NW-E27	6062	45W	175W	E27	3000K	✓	24.38 x 8.38
	LED-8024-CW-E27	5328	45W	175W	E27	4000K	✓	24.38 x 8.38
	LED-8024-DL-E27	5561	45W	175W	E27	5700K	✓	24.38 x 8.38
<b>LED-8024</b> 45W POST TOP SITE LIGHTING	LED-8024-NW-E40	5893	45W	175W	E40	3000K	✓	24.76 x 8.38
	LED-8024-CW-E40	5924	45W	175W	E40	4000K	✓	24.76 x 8.38
	LED-8024-DL-E40	5913	45W	175W	E40	5700K	✓	24.76 x 8.38
<b>LED-8046</b> 65W POST TOP SITE LIGHTING	LED-8046-NW-E40	8450	65W	250W	E40	3000K	✓	28.19 x 10.41
	LED-8046-CW-E40	9587	65W	250W	E40	4000K	✓	28.19 x 10.41
	LED-8046-DL-E40	9499	65W	250W	E40	5700K	✓	28.19 x 10.41
<b>LED-8027</b> 100W POST TOP SITE LIGHTING	LED-8027-NW-E40	12486	100W	400W	E40	3000K	✓	29.97 x 11.43
	LED-8027-CW-E40	14666	100W	400W	E40	4200K	✓	29.97 x 11.43
	LED-8027-DL-E40	12904	100W	400W	E40	5700K	✓	29.97 x 11.43
<b>LED-8083</b> 30W POST TOP w/External Driver DIMMABLE	LED-8083-NW-E27	3661	30W	100W	E27	3000K	✓	16.51 x 7.87
	LED-8083-CW-E27	3919	30W	100W	E27	4000K	✓	16.51 x 7.87
	LED-8083-DL-E27	3955	30W	100W	E27	5700K	✓	16.51 x 7.87
<b>LED-8084</b> 45W POST TOP w/External Driver DIMMABLE	LED-8084-CW-E40	4273	45W	175W	E40	4200K	✓	26.92 x 10.79
	LED-8084-DL-E40	4509	45W	175W	E40	5700K	✓	26.92 x 10.79
<b>LED-8085</b> 60W POST TOP w/External Driver DIMMABLE	LED-8085-CW-E40	5807	60W	250W	E40	4200K	✓	26.92 x 10.79
	LED-8085-DL-E40	6130	60W	250W	E40	5700K	✓	26.92 x 10.79

VOLTAGE: 120-277VAC • >80 CRI • 50,000 HOUR RATED LIFE • 5 YEAR WARRANTY

# BOLLARD RETROFITS



**ROI EXAMPLE**

<b>LED</b> 24W	<b>vs.</b>	<b>HID</b> 100W + 100W + 100W + 100W
Cost to Operate: £.15 per KWh / 50K Hours		
<b>£73</b>		<b>£309</b>
<b>£236 SAVINGS!</b>		



**14W**  
**LED-8038-A**  
Replaces up to 50W  
*E27 base*



**18W**  
**LED-8039-A**  
Replaces up to 70W  
*E27 base*



**24W**  
**LED-8029-A**  
Replaces up to 100W  
*E27 base*



**24W**  
**LED-8029-A**  
Replaces up to 100W  
*E40 base*

**UMSUG**  
certified  
40 0025 0007 100

DESCRIPTION		LUMENS	POWER USED	REPLACES	BASE	CCT	CE	DIMENSIONS (CM)
<b>LED-8038-A</b> 14W BOLLARD SITE LIGHTING	LED-8038-NW-E27-A	1840	14W	50W	E27	3000K	✓	13.71 x 6.6
	LED-8038-CW-E27-A	2065	14W	50W	E27	4000K	✓	13.71 x 6.6
	LED-8038-DL-E27-A	2217	14W	50W	E27	5700K	✓	13.71 x 6.6
<b>LED-8039-A</b> 18W BOLLARD SITE LIGHTING	LED-8039-NW-E27-A	2758	18W	70W	E27	3000K	✓	15.49 x 6.6
	LED-8039-CW-E27-A	2983	18W	70W	E27	4000K	✓	15.49 x 6.6
	LED-8039-DL-E27-A	2465	18W	70W	E27	5700K	✓	15.49 x 6.6
<b>LED-8029-A</b> 24W BOLLARD POST TOP SITE LIGHTING	LED-8029-NW-E27-A	3024	24W	100W	E27	3000K	✓	17.14 x 7.37
	LED-8029-CW-E27-A	3422	24W	100W	E27	4000K	✓	17.14 x 7.37
	LED-8029-DL-E27-A	3425	24W	100W	E27	5700K	✓	17.14 x 7.37
<b>LED-8029-A</b> 24W BOLLARD POST TOP SITE LIGHTING	LED-8029-NW-E40-A	3431	24W	100W	E40	3000K	✓	17.78 x 7.37
	LED-8029-CW-E40-A	3374	24W	100W	E40	4000K	✓	17.78 x 7.37
	LED-8029-DL-E40-A	3374	24W	100W	E40	5700K	✓	17.78 x 7.37

VOLTAGE: 120-277VAC • >80 CRI • 50,000 HOUR RATED LIFE • 5 YEAR WARRANTY

## PL RETROFITS

7W

LED-7318

Replaces up to 26W



10W

LED-7306

Replaces up to 26W



10W

LED-7308

Replaces up to 26W

Long lasting LED alternative for wall mounted fittings and recessed downlights in offices, hotels, lobbies, and schools etc.

11W

LED-7324

Replaces up to 26W



11W

LED-7320

Replaces up to 26W



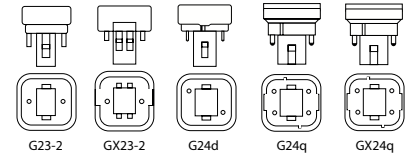
7W

LED-7311

LED-7312

LED-7322

Replaces up to 26W



## SOX RETROFITS

- ▶ Remote power supply for economy and weight reduction
- ▶ Easy replacement using existing lamp holder
- ▶ Ready wired gear trays on request
- ▶ Moulded end cap support loop
- ▶ Dimmable 1-10




20W  
LED-8100

Replaces up to 35W SOX

Bayonet Base

UMSUG certified

41 0020 0042 100



35W  
LED-8101

Replaces up to 55W SOX

Bayonet Base

UMSUG certified

41 0035 0043 100

DESCRIPTION	EUROPEAN CE MARK	LUMENS	POWER USED	REPLACES	BASE	CCT	CE	DIMENSIONS (CM)
LED-7322 7W PL - 2 PIN UNIVERSAL	LED-7322-27	849	7W	26W	G24d	2700K	✓	14.6 x 3.48
	LED-7322-35	869	7W	26W	G24d	3500K	✓	14.6 x 3.48
	LED-7322-40	887	7W	26W	G24d	4000K	✓	14.6 x 3.48
LED-7311 7W PL - 2 PIN UNIVERSAL	LED-7311-27	815	7W	26W	G23-2	2700K	✓	14.6 x 3.48
	LED-7311-35	883	7W	26W	G23-2	3500K	✓	14.6 x 3.48
	LED-7311-40	892	7W	26W	G23-2	4000K	✓	14.6 x 3.48
LED-7312 7W PL - 2 PIN UNIVERSAL	LED-7312-27	801	7W	18W	GX23-2	2700K	✓	14.6 x 3.48
	LED-7312-35	899	7W	18W	GX23-2	3500K	✓	14.6 x 3.48
	LED-7312-40	914	7W	18W	GX23-2	4000K	✓	14.6 x 3.48
LED-7324 11W PL - 4 PIN BALLAST COMPATIBLE	LED-7324-27	1203	11W	32W	G24q/ GX24q	2700K	✓	14.6 x 3.48
	LED-7324-35	1251	11W	32W	G24q/ GX24q	3500K	✓	14.6 x 3.48
	LED-7324-40	1338	11W	32W	G24q/ GX24q	4000K	✓	14.6 x 3.48
LED-7306 10W PL - 2 PIN UNIVERSAL	LED-7306-35A	1043	10W	26W	G24d	3500K	✓	15.52 x 9.6
	LED-7306-42A	1071	10W	26W	G24d	4200K	✓	15.52 x 9.6
LED-7308 10W PL - 4 PIN BYPASS BALLAST	LED-7308-35A	1085	10W	26W	G24q	3500K	✓	15.52 x 9.6
	LED-7308-42A	1037	10W	26W	G24q	4200K	✓	15.52 x 9.6
LED-7320 11W PL - 4 PIN UNIVERSAL	LED-7320-27	1065	11W	26W	G24q	2700K	✓	15.75 x 3.56
	LED-7320-35	1100	11W	26W	G24q	3500K	✓	15.75 x 3.56
	LED-7320-40	1167	11W	26W	G24q	4000K	✓	15.75 x 3.56
LED-7318 12W PL - 4 PIN BALLAST COMPATIBLE	LED-7318-27	1100	12W	26W	G24q/ GX24q	2700K	✓	9.6 x 7.59
	LED-7318-35	1100	12W	26W	G24q/ GX24q	3500K	✓	9.6 x 7.59
	LED-7318-40	1100	12W	26W	G24q/ GX24q	4000K	✓	9.6 x 7.59
LED-8100 20W SOX LAMP CLEAR LENS	LED-8100-57K-EU	2000	20W	35W SOX	Bayonet	5700K	✓	24 x 52.4
LED-8101 35W SOX LAMP CLEAR LENS	LED-8101-57K-EU	3500	35W	55W SOX	Bayonet	5700K	✓	33.5 x 52.4

VOLTAGE: 120-277VAC • >80 CRI • 50,000 HOUR RATED LIFE • 5 YEAR WARRANTY



Powering the Switch to LED



UK Warehouse - 0333 577 8133  
Customer Service - 07941 559268  
Email: [sales@ledukltd.com](mailto:sales@ledukltd.com)

[www.led-llc.com](http://www.led-llc.com)

Distributed By:

